

Old Guildford Public School Learning at Home Grid – Kindergarten – Term 3, Week 8



You will not need access to a digital device to complete most of the following activities. You will need some help from a parent/carer.

Monday	Tuesday	Wednesday	Thursday	Friday
<p>Eat breakfast, brush your teeth. Have your learning pack ready. Be ready to learn. Parents to check in via Seesaw by liking the morning post 😊</p>				
<p>ENGLISH Reading- Read a decodable book (see list of links). Record the name of the book on your home reading log. Read the Rainbow Heart Words. Practise them in a different order each time. Spelling- Read and write the following words two times: fox box six fix mix Draw, Talk, Write and Share What do you already know about horses? What is a baby horse called? Where do horses live? What do horses eat? Can you draw, talk and write what you already know about horses? Share with a family member or your teacher through Seesaw.</p>	<p>ENGLISH Reading- Read a decodable book (see list of links). Record the name of the book on your home reading log. Read the Rainbow Heart Words. Practise them in a different order each time. Spelling – Read and write the following words two times: yell bell fell hill pill Draw, Talk, Write and Share Watch the video about horses: https://youtu.be/ZxrEgghMAk After watching the video, write some facts that you have learnt about horses. Share with a family member or your teacher through Seesaw</p>	<p>ENGLISH Reading- Read a decodable book (see list of links). Record the name of the book on your home reading log. Read the Rainbow Heart Words. Practise them in a different order each time. Spelling – Read and write the following words two times: miss kiss off huff Jeff Draw, Talk, Write and Share Can you draw a horse and label its body parts, <i>eg body, ears, hooves, and tail?</i> Describe the parts of a horse by writing two or more sentences, <i>eg Horses have two big eyes and four legs. They have hooves on each foot.</i> Share with a family member or your teacher through Seesaw</p>	<p>ENGLISH Reading- Read a decodable book (see list of links). Record the name of the book on your home reading log. Read the Rainbow Heart Words. Practise them in a different order each time. Spelling – Read and write the following words two times: puff buzz fuzz fizz will Draw, Talk, Write and Share Listen to the story ‘Thelma the Unicorn’ https://youtu.be/6FBbyX0QHOY What animal was Thelma before she became a unicorn? Why do you think Thelma wanted to become a Unicorn? How did it happen? How did Thelma feel when she became a superstar? Why didn’t she want to be a unicorn anymore? Draw, talk and write about it. Share with a family member or your teacher through Seesaw.</p>	<p>ENGLISH Reading- Read a decodable book (see list of links). Record the name of the book on your home reading log. Read the Rainbow Heart Words. Practise them in a different order each time. Spelling – Ask a family member to give you a spelling test on the spelling words you have been practising this week. Draw, Talk, Write and Share Listen to the story ‘Thelma the Unicorn’ https://youtu.be/6FBbyX0QHOY Thelma the Unicorn became a superstar! Draw, talk and write about how you would feel if you were a superstar. What would you do? Share with a family member or your teacher through Seesaw.</p>



Eat a healthy snack. Listen to a story. Drink some water. Play a game. Get active!

MATHEMATICS**Warm up**

Start at the number 15 and count forwards to 30.

Start at the number 18 and count backwards to 10.

Number of the Day

The number of the day is 4. On a piece of paper:

- Write the numeral
- Write the word



- Draw a picture
- Show the number on a ten frame

- Show the number using tally marks
- Write the number that comes before and after
- Draw a dot pattern. Can you draw a different dot pattern?

Problem Solving – There were 6 frogs at the pond, then 2 frogs hopped away. How many frogs are left at the pond?

MATHEMATICS**Warm up**

Start at the number 18 and count forwards to 30.

Start at the number 17 and count backwards to 10.

Complete a page from your Term 3 maths booklet.

2D shapes

Can you be a detective and find 2D shapes around your home or outside? When you find the shape draw the item on a piece of paper.

**Problem Solving** –

There are six birds on the branch, then two more birds landed on the branch. How many birds are on the branch?

MATHEMATICS**Warm up**

Count forwards by 10s to 100.

Count backwards by 10s from 100.

Complete a page from your Term 3 maths booklet.

Number of the Day

The number of the day is 8. On a piece of paper:

- Write the numeral
- Write the word
- Draw a picture
- Show the number on a ten frame



- Show the number using tally marks
- Write the number that comes before and after
- Draw a dot pattern. Can you draw a different dot pattern?

Problem Solving- Suzie saw 4 butterflies and Peter saw 3 butterflies. How many butterflies did they see altogether?

MATHEMATICS**Warm up**

Start at the number 20 and count forwards to 30.

Start at the number 20 and count backwards to 0.

Complete a page from your Term 3 maths booklet.

2D shapes

Shape Monsters. Cut out and use 2d shapes to create monsters. Make them very scary!



Problem Solving- Kristen grew eight flowers, six of her flowers were red and the rest were yellow. How many flowers were yellow?

MATHEMATICS**Warm up**

Count forwards by 10s to 100.

Count backwards by 10s from 100.

Complete a page from your Term 3 maths booklet.

Number of the Day

The number of the day is 11. On a piece of paper:


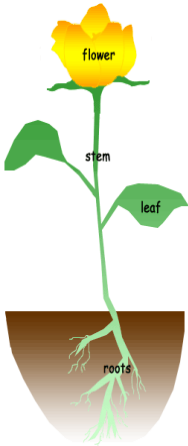

- Write the numeral
- Write the word
- Draw a picture
- Show the number on a ten frame



- Show the number using tally marks
- Write the number that comes before and after
- Draw a dot pattern. Can you draw a different dot pattern?

Problem Solving- There are 6 red marbles and 4 green marbles on the table. How many marbles on the table altogether?

Eat a healthy snack. Listen to a story. Drink some water. Play a game. Get active!

Monday	Tuesday	Wednesday	Thursday	Friday
<p>CREATIVE ARTS Doodle Art: Draw some lines with a marker on paper and then fill in the blank spaces with colours.</p>  <p>PLAY Make up your own dance routine and then perform it for your family.</p>	<p>PD/H/PE Watch the Sesame Street video about emotions. https://www.youtube.com/watch?v=ZxfJicfyCdq</p> <p>Identify and name the emotions the characters are feeling.</p> <p>PLAY Fill a bag with objects. Ask a family member to put their hand inside and guess what they are holding without looking. They'll need to describe the feel, shape, etc.</p>	<p>SCIENCE Draw and label parts of a flower.</p>  <p>PLAY Go out and collect things such as flowers, leaves, stones, etc to try and build a mini farm or a mini zoo with toy animals.</p>	<p>HISTORY Where does your family come from? Ask a family member to show you on a map where you were born. Draw a picture or provide a photograph of your family members. Can you also plot which country your family members come from?</p> <p>PLAY Make a paper plane. Measure how many steps the plane flies. Try a new design to beat the distance.</p>	<p>SPORT Practise throwing and catching using a ball using crumpled up paper or even a light scarf. Throw small objects into a container from a short distance.</p> <p>PLAY Put on your favourite song and dance or complete a page from your 'Art is everywhere' booklet</p> 
<p><i>Eat a healthy snack. Listen to a story. Drink some water. Play a game. Get active!</i></p>				
<p>HANDWRITING Complete writing a sentence from your Term 3 Sentence Booklet (Monday, Week 8). Remember to follow the correct direction when writing.</p>	<p>HANDWRITING Complete writing a sentence from your Term 3 Sentence Booklet (Tuesday, Week 8). Remember to follow the correct direction when writing.</p>	<p>HANDWRITING Complete writing a sentence from your Term 3 Sentence Booklet (Wednesday, Week 8). Remember to follow the correct direction when writing.</p>	<p>HANDWRITING Complete writing a sentence from your Term 3 Sentence Booklet (Thursday, Week 8). Remember to follow the correct direction when writing.</p>	<p>HANDWRITING Complete writing a sentence from your Term 3 Sentence Booklet (Friday, Week 8). Remember to follow the correct direction when writing.</p>