








Old Guildford Public School Learning at Home Grid – Kindergarten – Term 3, Week 7



You will not need access to a digital device to complete most of the following activities. You will need some help from a parent/carer.


Monday	Tuesday	Wednesday	Thursday	Friday
<p>Eat breakfast, brush your teeth. Have your learning pack ready. Be ready to learn. Parents to check in via Seesaw by liking the morning post 😊</p>				
<p>ENGLISH Reading- Read a book from the SPELD website: www.speldsa.org.au/phonic-books. Record the name of the book on your home reading log. Read the Head Words. Practise them in a different order each time.</p> <p>Spelling- Read and write the Yellow Heart Words.</p> <p>Draw, Talk, Write and Share What do you already know about cows? What is a baby cow called? Where do cows live? What do cows eat? Can you draw, talk and write what you know about cows? Share with a family member or your teacher through Seesaw.</p>	<p>ENGLISH Reading- Read a book from the SPELD website: www.speldsa.org.au/phonic-books. Record the name of the book on your home reading log. Read the Head Words. Practise them in a different order each time.</p> <p>Spelling – Read and write the Yellow Heart Words.</p> <p>Draw, Talk, Write and Share Look at the picture below. Can you draw a cow and label its body parts, e.g. <i>udder, ears, hooves and nose?</i> (see page 3). Describe the parts of a cow by writing two or more sentences, eg <i>Cows have two big eyes and four legs. Some cows have black spots on their bodies. They have two hooves on each foot.</i> Share with a family member or your teacher through Seesaw.</p>	<p>ENGLISH Reading- Read a book from the SPELD website: www.speldsa.org.au/phonic-books. Record the name of the book on your home reading log. Read the Head Words. Practise them in a different order each time.</p> <p>Spelling – Read and write the Green Heart Words.</p> <p>Draw, Talk, Write and Share Watch the video about cows: https://www.youtube.com/watch?v=UWmbg16ywD8 Write some facts that you have learned about cows after watching the video. Share with a family member or your teacher through Seesaw.</p>	<p>ENGLISH Reading- Read a book from the SPELD website: www.speldsa.org.au/phonic-books. Record the name of the book on your home reading log. Read the Head Words. Practise them in a different order each time.</p> <p>Spelling – Read and write the Green Heart Words.</p> <p>Draw, Talk, Write and Share Can you answer the following questions about cows? Draw, talk and write to help explain your answer.</p> <ol style="list-style-type: none"> 1. Where do cows live? 2. What do cows eat? 3. What types of dairy products do cows give us? 4. What is a baby cow called? Share with a family member or your teacher through Seesaw.	<p>ENGLISH Reading- Read a book from the SPELD website: www.speldsa.org.au/phonic-books. Record the name of the book on your home reading log. Read the Head Words. Practise them in a different order each time.</p> <p>Spelling – Ask a family member to give you a spelling test on the Yellow and Green Heart Words.</p> <p>Draw, Talk, Write and Share Listen to the story 'Belinda' https://www.youtube.com/watch?v=tWpWg90ai40 Draw, talk and write about the setting of the story, your favourite part, or the beginning, middle and/or end of the story. Share with a family member or your teacher through Seesaw.</p>

Monday	Tuesday	Wednesday	Thursday	Friday
<i>Eat a healthy snack. Listen to a story. Drink some water. Play a game. Get active!</i>				
<p>MATHEMATICS Warm up</p> <p>Start at the number 15 and count forwards to 30.</p> <p>Start at the number 18 and count backwards to 10.</p> <p>Complete a page from your number formation booklet.</p> <p>Number of the Day</p> <p>The number of the day is 11. On a piece of paper:</p> <ul style="list-style-type: none"> - Write the numeral  - Write the word - Draw a picture - Show the number on a ten frame <p>- Show the number using tally marks</p> <p>- Write the number that comes before and after</p> <p>- Draw a dot pattern. Can you draw a different dot pattern?</p> <p>Problem Solving –</p> <p>Two ducks are playing in a pond. Three more ducks join them. How many ducks are there altogether?</p>	<p>MATHEMATICS Warm up</p> <p>Start at the number 18 and count forwards to 30 .</p> <p>Start at the number 17 and count backwards to 10.</p> <p>Complete a page from your number formation booklet.</p> <p>2D shapes</p> <p>Can you make a picture using different 2D shapes? Can you draw your picture and name your shapes?</p> <p>Problem Solving - Five grapes are on the table. Then Noah bumps into the table, and three grapes fall off. How many grapes are left on the table now?</p>	<p>MATHEMATICS Warm up</p> <p>Count forwards by 10s to 100.</p> <p>Count backwards by 10s from 100.</p> <p>Complete a page from your number formation booklet.</p> <p>Number of the Day</p> <p>The number of the day is 12. On a piece of paper:</p> <ul style="list-style-type: none"> - Write the numeral  - Write the word - Draw a picture - Show the number on a ten frame <p>- Show the number using tally marks</p> <p>- Write the number that comes before and after</p> <p>- Draw a dot pattern. Can you draw a different dot pattern?</p> <p>Problem Solving- Max has three marbles. Then Max gives two marbles to Taha. How many marbles does Max have left now?</p>	<p>MATHEMATICS Warm up</p> <p>Start at the number 20 and count forwards to 30.</p> <p>Start at the number 20 and count backwards to 0.</p> <p>Complete a page from your number formation booklet.</p> <p>Ordering Items Collect some things from your garden, eg leaves to measure your:</p> <ul style="list-style-type: none"> • shoe • arm • finger • leg • body <p>Draw them in order from shortest to longest.</p>  <p>Problem Solving- Hannah has eight cherries and Colleen has two cherries. How many cherries do Hannah and Colleen have together?</p>	<p>MATHEMATICS Warm up</p> <p>Count forwards by 10s to 100.</p> <p>Count backwards by 10s from 100.</p> <p>Complete a page from your number formation booklet.</p> <p>Number of the Day</p> <p>The number of the day is 13. On a piece of paper:</p> <ul style="list-style-type: none"> - Write the numeral  - Write the word - Draw a picture - Show the number on a ten frame <p>- Show the number using tally marks</p> <p>- Write the number that comes before and after</p> <p>- Draw a dot pattern. Can you draw a different dot pattern?</p> <p>Problem Solving- There are four cookies in the jar. Elaa and Wafa equally share the cookies. How many did Elaa and Wafa get each?</p>
<i>Eat a healthy snack. Listen to a story. Drink some water. Play a game. Get active!</i>				

Monday	Tuesday	Wednesday	Thursday	Friday
<p>CREATIVE ARTS</p>  <p>Create a collage from old magazines and newspapers.</p> <p>PLAY</p> <p>Play I Spy with colours.</p>	<p>PD/H/PE</p> <p>How are you feeling? Draw a picture to represent how you feel.</p> <p>PLAY</p> <p>Lie on your back outside and find pictures in the clouds.</p>	<p>SCIENCE</p>  <p>Ready to get your hands in the dirt? Scoop up some soil and look at it closely, looking for rocks, seeds, worms, and other items.</p> <p>PLAY</p> <p>Build a fort with a blanket, some pillows and durable furniture.</p>	<p>HISTORY</p>  <p>Draw a tree on a piece of paper. Make sure you colour it in. Now we need to add the people in your family on the tree, do you have pictures of your family members you can cut out and hang on the tree?</p> <p>PLAY</p> <p>Collect leaves and sort by colour and size.</p>	<p>SPORT</p> <p>Superheros need to stay fit. Can you do 10-star jumps, 10 hops and then 10 jumps across the backyard. Time yourself, can you do it again and beat your time?</p> <p>PLAY</p> <p>Spread hummus on a rice cake and make a face out of vegetable pieces.</p>
<p><i>Eat a healthy snack. Listen to a story. Drink some water. Play a game. Get active!</i></p>				
<p>HANDWRITING</p> <p>Practise writing the letter Tt and Uu from your handwriting booklet.</p> <p>Remember to follow the correct direction when writing.</p>	<p>HANDWRITING</p> <p>Practise writing the letter Vv and Ww from your handwriting booklet.</p> <p>Remember to follow the correct direction when writing.</p>	<p>HANDWRITING</p> <p>Practise writing the letter Xx and Yy from your handwriting booklet.</p> <p>Remember to follow the correct direction when writing.</p>	<p>HANDWRITING</p> <p>Practise writing the letter Zz from your handwriting booklet.</p> <p>Remember to follow the correct direction when writing.</p>	<p>HANDWRITING</p> <p>Write the following sentence: The quick brown fox jumps over the lazy dog.</p> <p>Did you write all the letters correctly?</p>

Name: _____ Date: _____

Labeling a Dairy Cow



Word Bank

udder
ears
hooves
tail
nose

Copyright © 2012 by Kay Adams / www.kayadams.com